

## Preset Styles

Written by Administrator

Monday, 23 August 2010 16:32 - Last Updated Friday, 03 December 2010 11:42


---

Omicron has 9 preset styles / style variations. See the links below for guides on customizing/configuring styles.

[Style Control](#) [Gantry Framework](#) View all styles live by appending **?presets=preset#** or **&presets=preset#** to the end of your URL such as  
<http://yoursite.com/index.php?presets=preset4>

In sequential order, **Preset 1 - Preset 9**. Please click on the image to load a live example of each style variation.

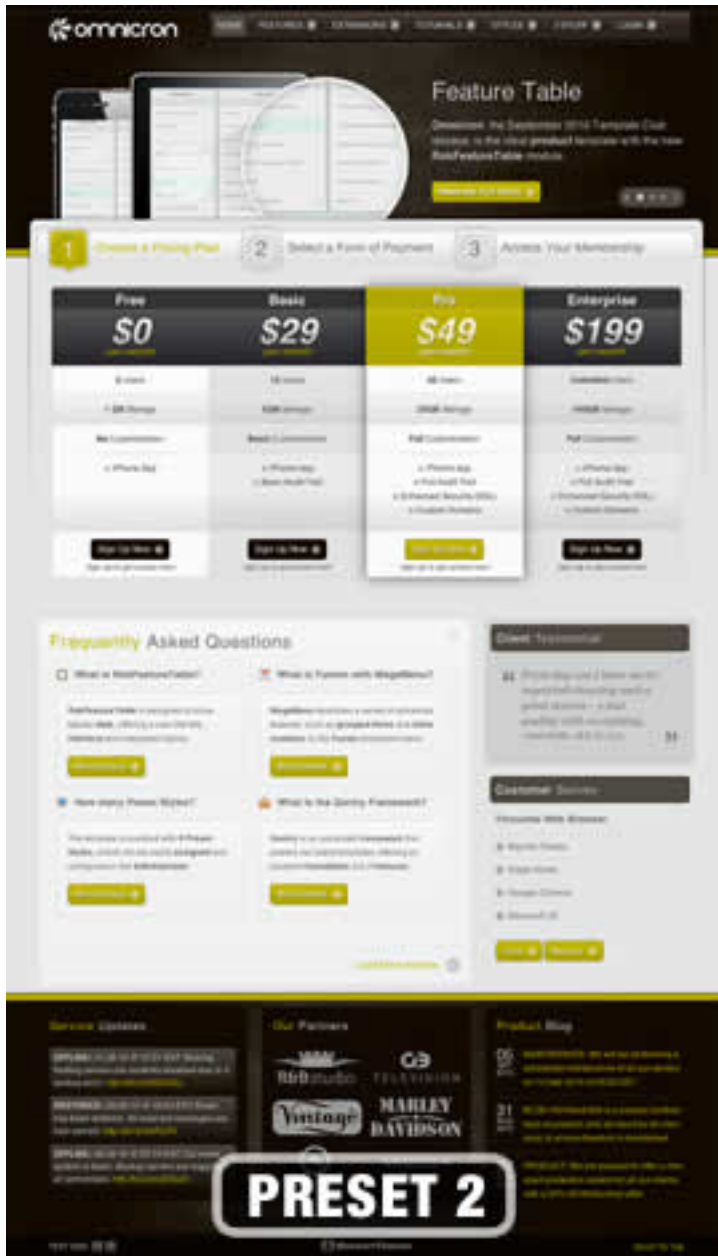
Written by Administrator  
Monday, 23 August 2010 16:32 - Last Updated Friday, 03 December 2010 11:42



## Preset Styles

Written by Administrator

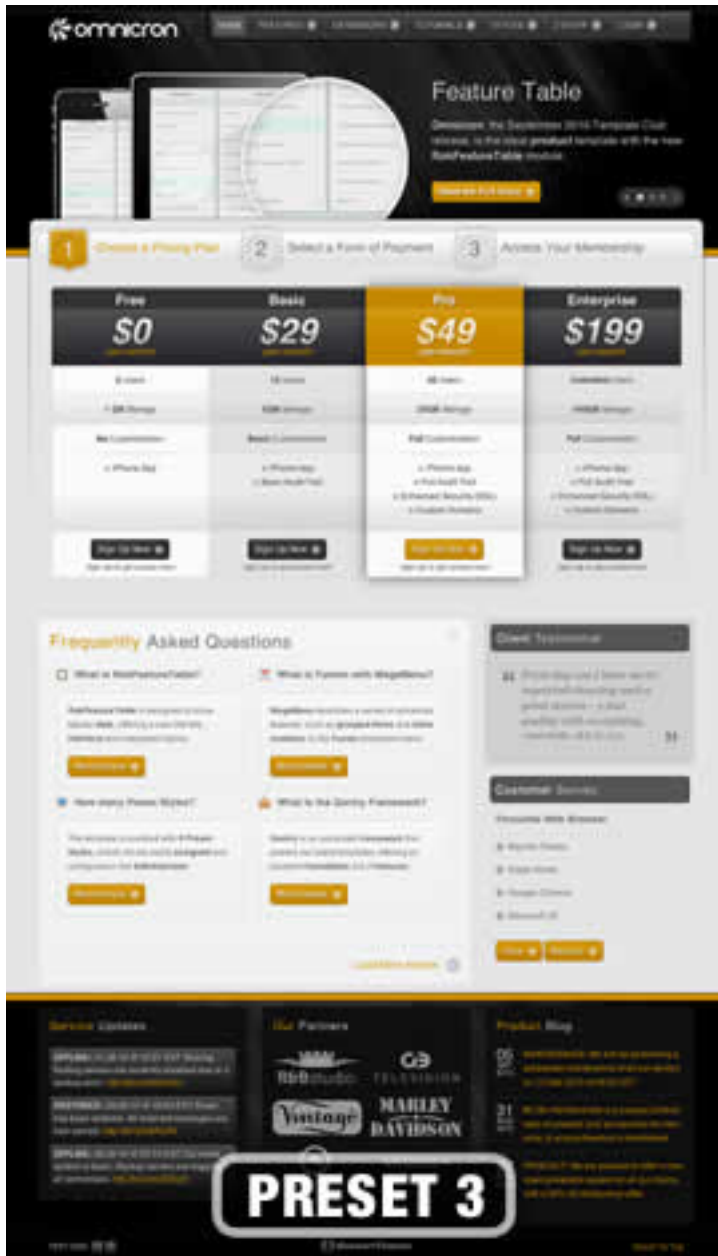
Monday, 23 August 2010 16:32 - Last Updated Friday, 03 December 2010 11:42



## Preset Styles

Written by Administrator

Monday, 23 August 2010 16:32 - Last Updated Friday, 03 December 2010 11:42



Monday, 23 August 2010 16:32 - Last Updated Friday, 03 December 2010 11:42



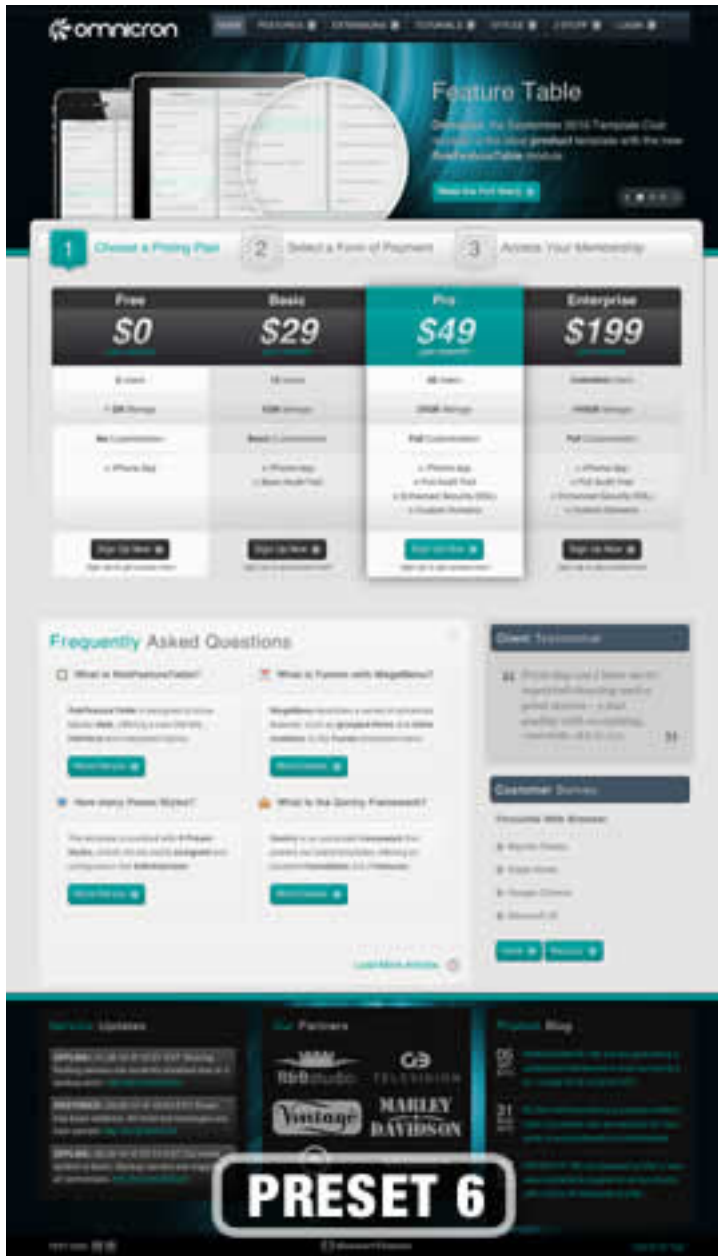
Written by Administrator  
Monday, 23 August 2010 16:32 - Last Updated Friday, 03 December 2010 11:42




## Preset Styles

Written by Administrator

Monday, 23 August 2010 16:32 - Last Updated Friday, 03 December 2010 11:42



Written by Administrator  
Monday, 23 August 2010 16:32 - Last Updated Friday, 03 December 2010 11:42



## Preset Styles

Written by Administrator

Monday, 23 August 2010 16:32 - Last Updated Friday, 03 December 2010 11:42

The screenshot displays the Omnicron website interface. At the top, the Omnicron logo is visible alongside navigation links: Home, All Links, All Features, All Tables, All Views, All Tools, and All Users. Below the navigation bar, a 'Feature Table' section highlights the 'Developer 2010 Template Club' as the most powerful version with the 'Full Feature Table' module. A 'Learn More' button is provided. The main content area is divided into three steps: 1. Choose a Pricing Plan, 2. Select a Form of Payment, and 3. Activate Your Membership. The 'Choose a Pricing Plan' step shows four plans: Free (\$0), Basic (\$29), Pro (\$49), and Enterprise (\$199). The Pro plan is highlighted. Below the pricing table, a 'Frequently Asked Questions' section addresses queries about the Developer 2010 Template Club, the Pro plan, and the Enterprise plan. A 'Client Testimonial' section is also present. The bottom of the page features a 'Service Updates' section, a 'Our Partners' section with logos for Red Bull, G3 Television, and Harley Davidson, and a 'Product Blog' section. A large, semi-transparent 'PRESET 8' overlay is positioned at the bottom center of the page.

Plan	Price	Features
Free	\$0	Basic Features
Basic	\$29	Basic Features
Pro	\$49	Basic Features
Enterprise	\$199	Basic Features

**PRESET 8**

## Preset Styles

Written by Administrator

Monday, 23 August 2010 16:32 - Last Updated Friday, 03 December 2010 11:42

---



## Article Details Layouts

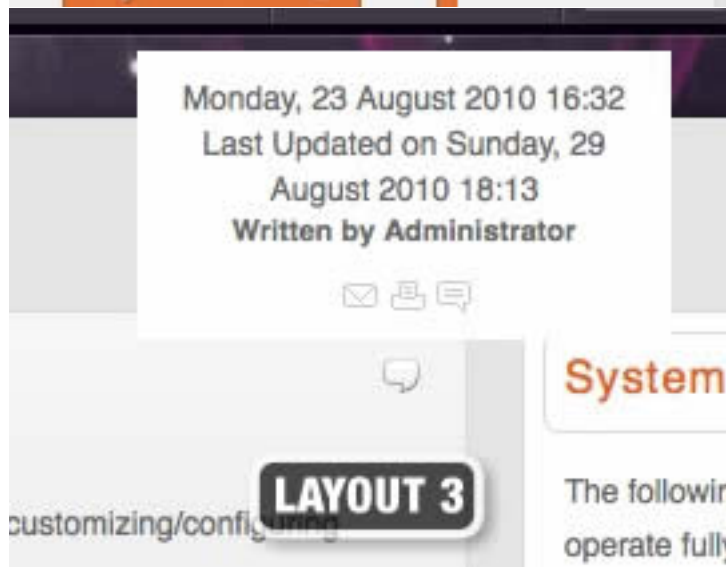
The template has 3 layout styles for the Article Details, the block of information and tools concerning the content item such as Author.

## Preset Styles

Written by Administrator

Monday, 23 August 2010 16:32 - Last Updated Friday, 03 December 2010 11:42

---



Preset Styles

Written by Administrator  
Monday, 23 August 2010 16:32 - Last Updated Friday, 03 December 2010 11:42

---

ARTICLE STYLE	box1 title7
ARTICLE INFO STYLE	Layout 3
FIXED FOOTER	Layout 1
	Layout 2
	Layout 3
WEBFONTS	OFF
	Google